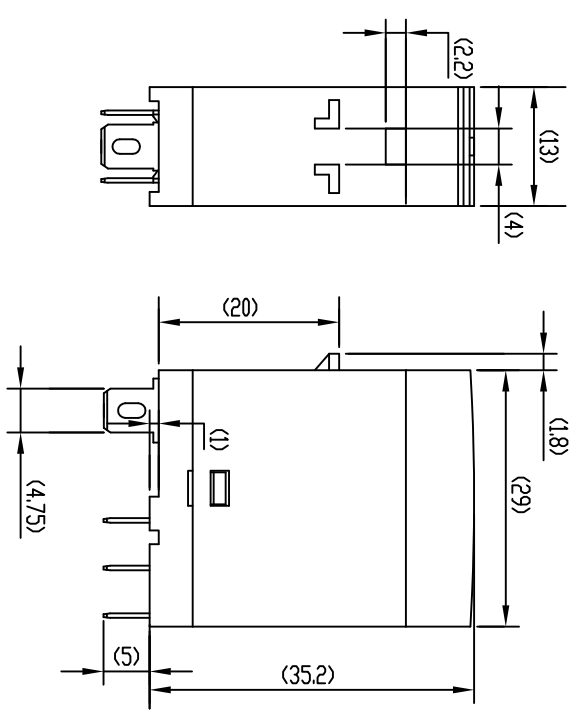
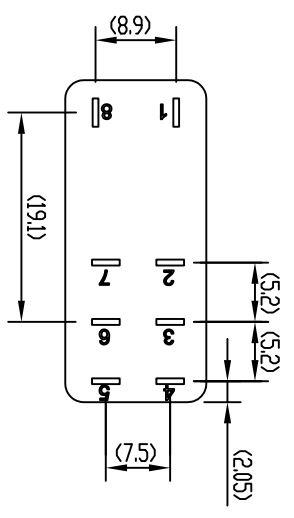
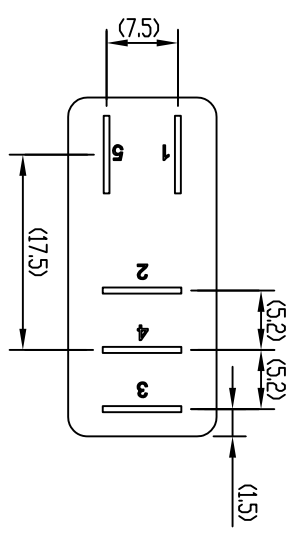
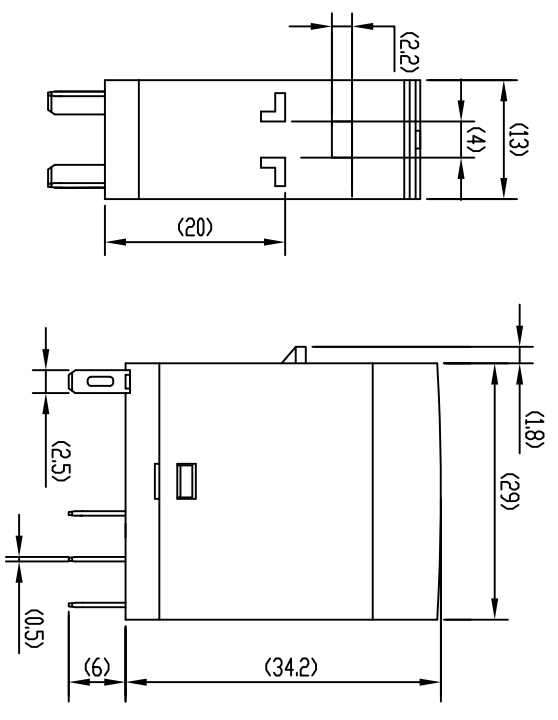


Transfer or duplication of this document as well as the utilization or communication of its contents are prohibited unless explicit authorization is granted. Violations will be liable for compensation. All rights reserved for patent, utility model or designs registrations. 除非给予明确授权，否则禁止转让、复制、利用、交流本文件的内容。侵犯者将负赔偿责任。本公司保留对涉及发明、实用新型和外观专利的所有权利。

DRPT-1C



DRPT-2C



	尺寸公差(mm)				±T
	0	>30	>60	>100	
Load current	~30	~60	~100	~>150	0.05/10
Load voltage	±0.20	±0.30	±0.50	±0.70	±1.00
Electrical life	1C:12A 2C:8A				
Mechanical life	≥1000,000				
Contact resistance	≤1000mΩ(24V, 1A)				
Operate voltage	AC(50Hz)<80% Ue: DC<75%Ue				
Release voltage	AC(50Hz)>30% Ue: DC>10%Ue				
Key controlled symbol	*				
Operating temperature(°C)	-25°C ~ +55°C				
Dielectric strengths	contacts:1000VAC, 1Min (1mA) Between contacts of different poles:1000VAC, 1Min (1mA) in (1mA) Between Coil and contacts:5000VAC				
Coil operating power	0.55W/0.8-1.0VA				
Max. allowable coil voltage	110%(Ue)				
Conform to RoHS					
Mark the height of the company LOGO					
Mark the height of the "CE"					
Printing for user marking/printing content is clear, no broken line/eject					
Seal literal reference according to the foot position in the drawing					
The words in the dotted box correspond to the list below					

MATERIAL: / SURFACE: /

MAT. NO.: /  
STATUS: /  
APPD: /  
CHKD: /  
DRPT: /

NINGBO DEGSON ELECTRICAL CO., LTD  
Description:  
DRPT-XX-XX-XX-02A(H)

REV	ECN	DESCRIPTION	DRPT	DATE	SIZE: A4	TYPE: PRODUCT DRAWING	SCALE: 1:1	REV	TO
					(mm)				